

# QUARTER 1 DASHBOARD - YTD

## SERVICE DELIVERY CASE ACCEPTANCE & OUTCOMES



5,264

REQUESTS FOR ASSISTANCE



1,047

TOTAL CASES CLOSED



82%

POSITIVE CASE OUTCOMES



\$3.29 mil

ECONOMIC BENEFIT TO CLIENTS



121

VETERAN



215

SENIOR



214

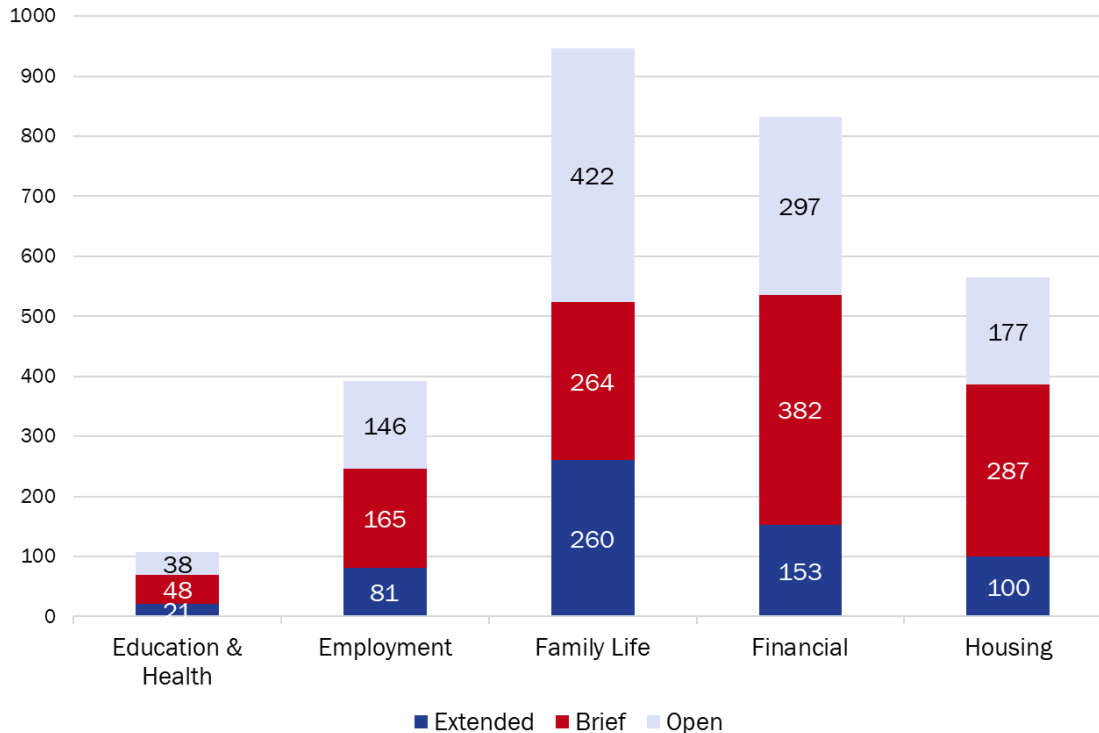
DV VICTIM



333

DISABLED

Case Totals



## PRO BONO WORK

190

volunteers  
WORKED ON  
CASES



232

NEW CASES  
PLACED



698

TOTAL CASES  
HANDLED



1,672

TOTAL PEOPLE  
HELPED

## OUTREACH



84  
COMMUNITY  
EVENTS

96  
NEW PAGE  
LIKES



12  
MEDIA  
APPEARANCES

22  
NEW PAGE  
FOLLOWERS



8  
PRESS  
RELEASES

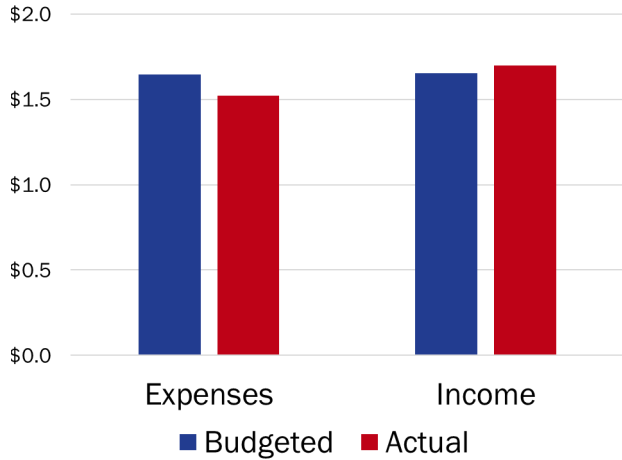
33%  
E-NEWSLETTER  
READ RATE



# QUARTER 1 DASHBOARD - YTD

## FINANCIAL UPDATE

### Budget Snapshot (in millions)



### Dollars Raised



Note: "Dollars Raised" does not include unfulfilled pledges.


## OUTCOMES REPORT



33  
HOMES SAVED



47  
FRESH STARTS  
THROUGH  
BANKRUPTCY



37  
PROTECTION  
ORDERS OBTAINED



4  
EDUCATION  
RESOLUTIONS



16  
CRIMINAL RECORD  
RESOLUTIONS

These outcomes reflect only a portion of Legal Aid's work. They are intended to provide a snapshot of the types of outcomes we see in each area of the law we practice.

Note: Legal Aid provides a variety of support to our clients, including counsel and advice or brief assistance. Due to the nature of this work, it's difficult to track outcomes from clients we only speak to once or twice. In other cases, we provide extended representation in court or other legal proceedings or negotiations outside the courtroom. The outcomes reported here are for those extended services cases.

## CLIENT SPOTLIGHT

name:  
Linda Williams

case type:  
will & child's  
education issue

county:  
Summit

outcome:  
successful



"I wanted to make sure my kids were taken care of. It's like a weight lifted off my shoulders. It was just easy. You don't know how much that took pressure off of me. My mind is at ease."